

A promotional banner for the SASE Pro Women's Leadership Conference. It features a woman in a business suit speaking to a group of people in a modern office setting. The SASE Pro logo is in the top left. A pink box in the center contains the title 'The Great Empowerment' and the subtitle 'Step Into Leadership and Elevate Your Potential'. Below the image, event details are listed: April 29th, 2022, 11AM - 6PM (EDT), 11 Workshops, 4 Tracks, and Countless Connections. Sponsors Boeing, Dow, Northrop Grumman, and Walmart are listed on the right.

SASE PRO
WOMEN'S LEADERSHIP CONFERENCE

The Great Empowerment
Step Into Leadership and Elevate Your Potential

📅 April 29th, 2022
🕒 11AM - 6PM (EDT)
🗨️ 11 Workshops | 4 Tracks | Countless Connections

Sponsored By
BOEING **DOW**
NORTHROP GRUMMAN **Walmart**

SASE Pro Women's Leadership Conference 2022 Attendee Guide

Welcome to **SASE Pro Women's Leadership Conference**, and thank you for the continued support of the Society of Asian Scientists and Engineers and SASE Professional Programming.

The SASE Events Socio app, recently acquired by WebEx, will be the primary platform used to engage with the conference. Familiarizing yourself with this app, accessible via the web browser and mobile devices, will help to optimize your overall conference experience. This guide is designed to introduce you to the core features of the Socio and answer many virtual conference frequently asked questions. If you can't find what you are looking for, you can always visit our virtual IT Help Desk on the day of the conference.

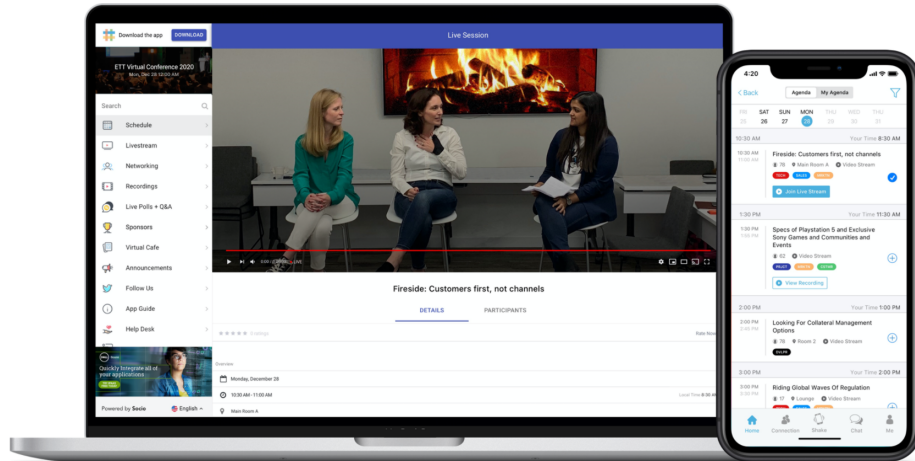
Quick Tips

- ❑ Log in to the SASE Event Socio app via [web browser](#) or [mobile device](#) before the conference to minimize any technical issues the day of the event
 - The email you used to register for the conference **must** be the same email used to log in to Socio
 - Upon first login, you will be prompted to set a password. This will be used to log in to Socio on all devices for this conference

- ❑ [Explore the full conference agenda](#) and add items to your personal agenda so you don't miss a thing!
- ❑ Download the latest version of the Zoom client [here](#) to ensure you can use all Zoom features needed for the workshops & keynotes
- ❑ The "Join Live" button will not be available for events until **15 minutes before the start time**. If needed, please refresh your browser window or Socio app (using the button in the top right of the app).

How to use Socio

Explore the agenda, attend workshops, browse presenters, and join networking rooms



Socio will be the primary hub for all the conference workshops and networking events. It is available via web browser and mobile app download.

Download Links

PC/MacOS/Web-Based: <https://app.socio.events/MTQ4Njk/>

Android/iOS: (Scan the QR Code for Link)

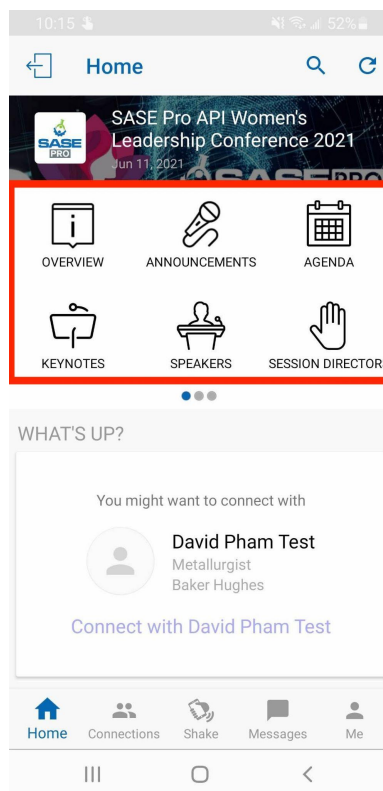
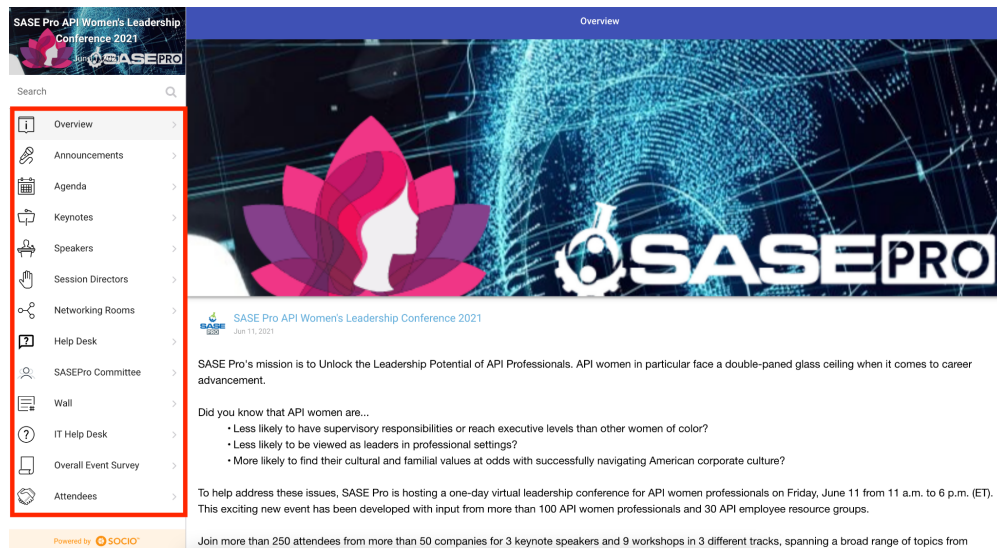


Scan the QR code to download the app

Once you have registered for the SASE Pro Women's Leadership Conference 2022 at <https://saseconnect.org/pro/women2022>, your information will be shared with Socio.

After downloading the app or accessing Socio at the web-based link above, **use your email associated with your registration to log in, set a password upon your first login when prompted**, and you will see the screen below.

The **navigation menu** on the left-hand side of the web app and the tiles on the mobile app will be used to browse to and explore different conference features.

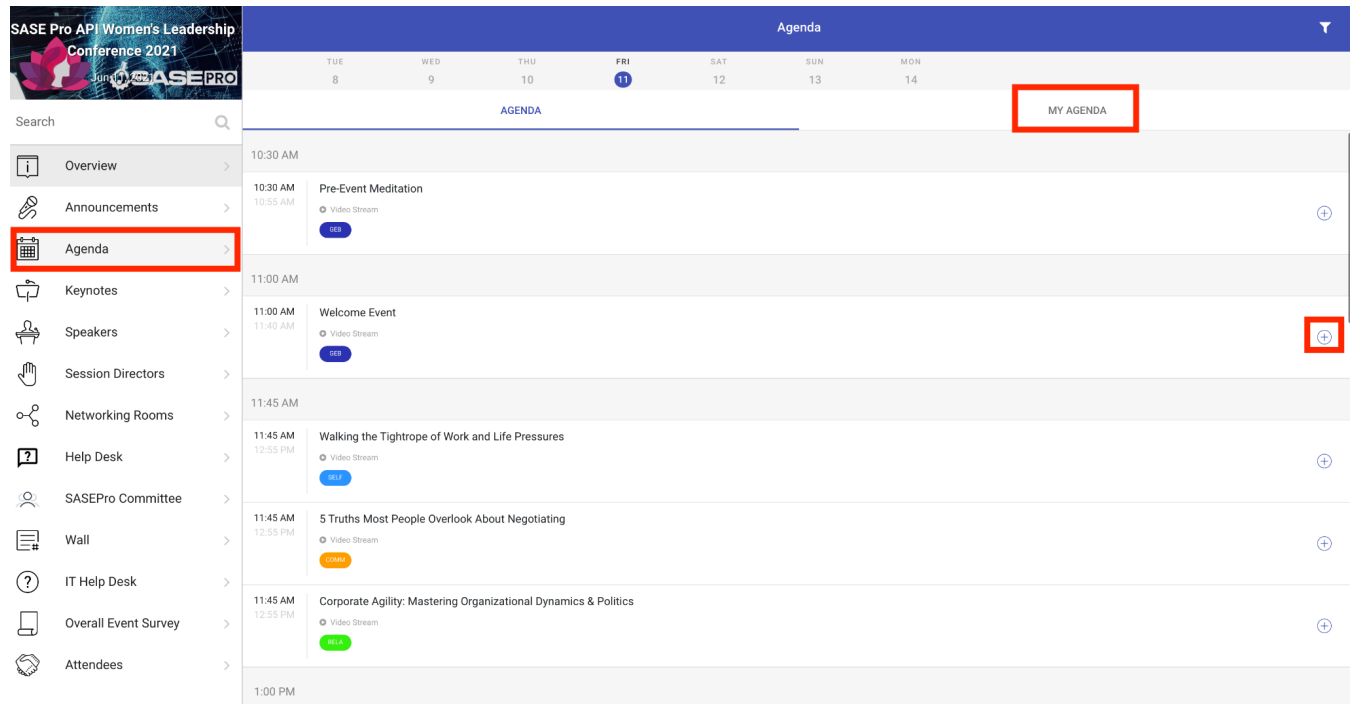


Socio Platform Features

Agenda

This is where you can browse all conference events. All events are open to all participants.

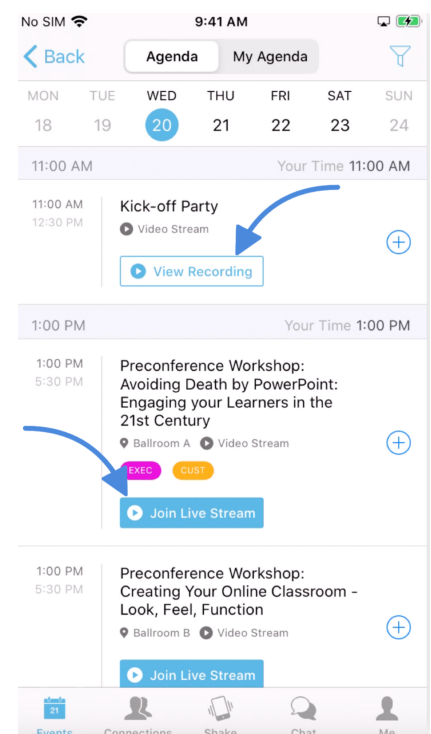
- You can add events to your personal agenda by clicking the “+” on the right side of the agenda item.
- In the **My Agenda** tab, you can access all the events that you added to your agenda.



Attending a Workshop

(NOTE: Screenshots are not from the SASE Pro WLC event and are taken from the [Socio site](#))

- **15 minutes before each event start time** a “Join Live” button will be available for the event. Click this button to join the event.
- If you do not see the “Join” link but it is within 15 minutes of the event, please refresh your page or app.
- All keynotes and workshops will be recorded unless explicitly denied by the presenter. Recordings will be available in the agenda section of the app shortly after the conference, and a “**View Recording**” link will be visible.



Networking Rooms

(NOTE: Screenshots below are for example only and not from the SASE Pro WLC event. Taken from the [Socio site](#).)

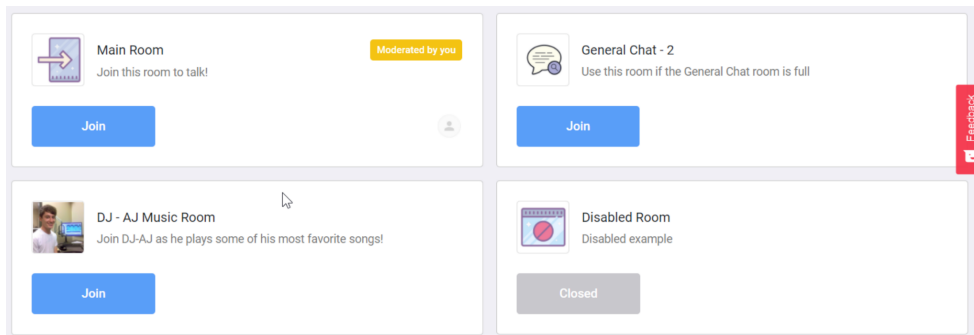
What are networking rooms?

Networking rooms are loosely-themed video rooms and offer a place for up to 13 attendees to connect via live video, audio, and chat messages.

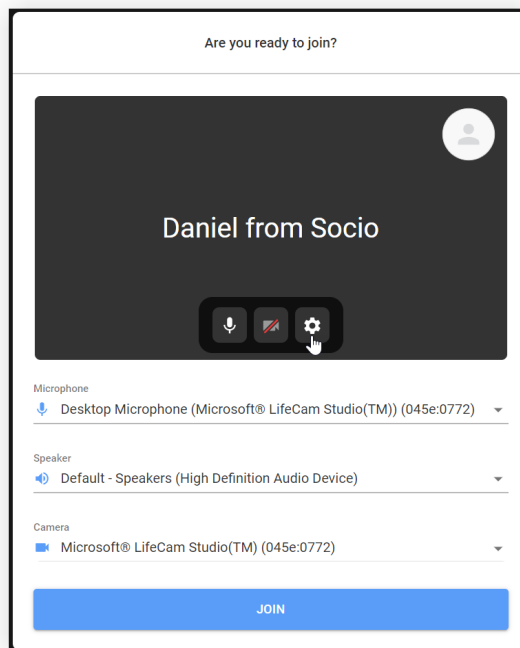
The Networking Rooms will be open throughout the conference, but attendees are strongly encouraged to use them during the Happy Hour & Networking event. All attendees are welcome to join any open networking room.

How do I join a networking room?

1. Click **Networking Rooms** in the left navigation panel
2. Browse the available rooms, and click **Join** on the room you would like to join.

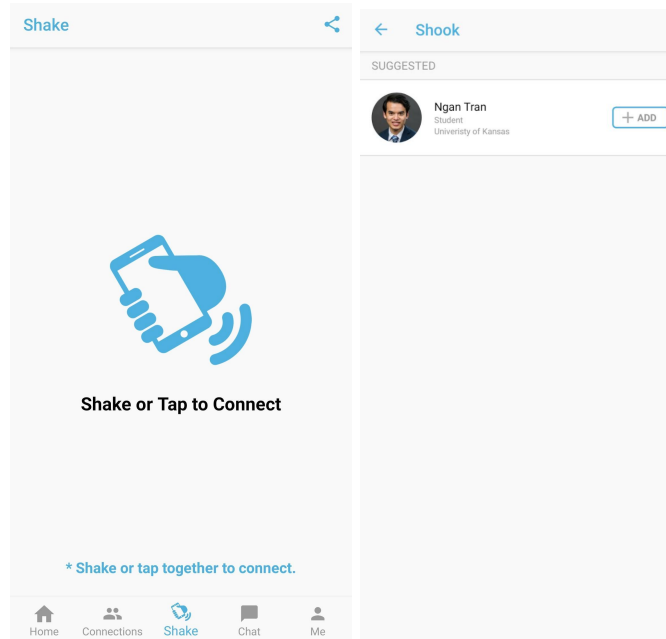


3. If joining a room for the first time, grant any microphone or camera permissions required by your browser or device, and click **Join** again.



Shake to Connect

With the mobile app open, shake your phone and you will connect to random attendees currently on the app.



Attendees

View fellow attendees, and click **+ADD** next to their name to add them to your list of connections. After they accept your invitation to connect, you will be able to send them messages via the **Messages** feature on the left hand side of the web app and the bottom of the mobile app.

Virtual Wall

The socio wall is like your typical social media wall, be sure to check out what is active at the moment! We are using this to highlight companies, events and people. Feel free to post your workshop or keynote learnings!

Zoom Requirements

All keynotes and workshops in Socio are linked to Zoom meetings, so you will need to install the [latest version of the Zoom client](#). Clicking the “Join Live” button for any session listed on the agenda will automatically open the proper Zoom meeting for the event.

You will be muted when you enter the Zoom room and when the host and speakers are speaking.

Many sessions will leverage the Zoom chat feature to communicate with the presenter and

other participants, but be sure to unmute yourself if you want to ask a question verbally.

Download latest version: <https://zoom.us/download>

Zoom Usage Tips

- ❖ Turn off your camera if you are experiencing laggy videos or sound.
- ❖ Make sure you exit from the previous event before joining another event. This may resolve computer hardware detection issues.
- ❖ Headsets/headphones are recommended over computer speakers as this might cause echo when speaking.

Frequently Asked Questions

Technical & Log in Requirements

What Virtual Platform(s) will the SASE Pro Women's Leadership Conference leverage?

The workshop content will all be in Socio. [Zoom](#) is also required to attend events. This is the same platform that was leveraged by the SASE 2020 National Conference.

Is a webcam required?

No, it is not required in order to participate. However, we do encourage you to have your camera on during sessions, if possible, to increase engagement among session presenters and participants.

What type of equipment do I need to attend the conference?

You can use your smartphone, tablet, laptop or desktop for the event. We recommend using a device with a camera to fully engage with the session presenters.

A good headset (headphone and microphone) in case you would like to speak during a session is also recommended.

We strongly recommend a stable internet connection since many events will have video streaming.

How do I log in on the day of the event?

You will log in to the [SASE Events Socio app](#) using the same email address you used to register for the conference.

Why am I being prompted to set a password?

Upon your first login to the Socio app, you are required to set a password for your Socio account. This will be the password (along with your registration email as the username) that you will use to log in to Socio on any device for this conference.

Can I invite my friends to participate?

If you have any interested peers, you can direct them to register using [the main registration link](#).

Who do I contact to troubleshoot during the event?

After logging into the conference app, please visit the IT Help Desk link in the navigation menu.

You can also contact platform technical support if the help desk is unable to assist you.

- Socio: support@socio.events

During the Conference

Why don't I see a "Join" link on the event I want to attend?

The "Join Live" link will be available for each session **15 minutes before the event start time**. If you do not see the "Join" link but it is within 15 minutes of the event, please refresh your page or app (using the refresh button in the top right corner of the app).

Will sessions be recorded?

All keynotes and workshops will be recorded and available for viewing shortly after the conference, unless the presenter explicitly requested no recording. When the recording is available, a "View Recording" button will appear on the agenda.

Focus circles will **not** be recorded due to the breakout room format and the sensitive nature of the discussions.

Getting Involved with SASE Professional

How do I get more information about SASE Professional events and getting involved?

You can visit <https://www.saseconnect.org/pro> subscribe to the SASE Pro Newsletter at the bottom right of the page.

Who do I contact for my company to become a SASE Professional Company Partner or sponsor for future SASE Professional events?

Please forward all interest to Paraag Maddiwar (paraag.maddiwar@saseconnect.org).